

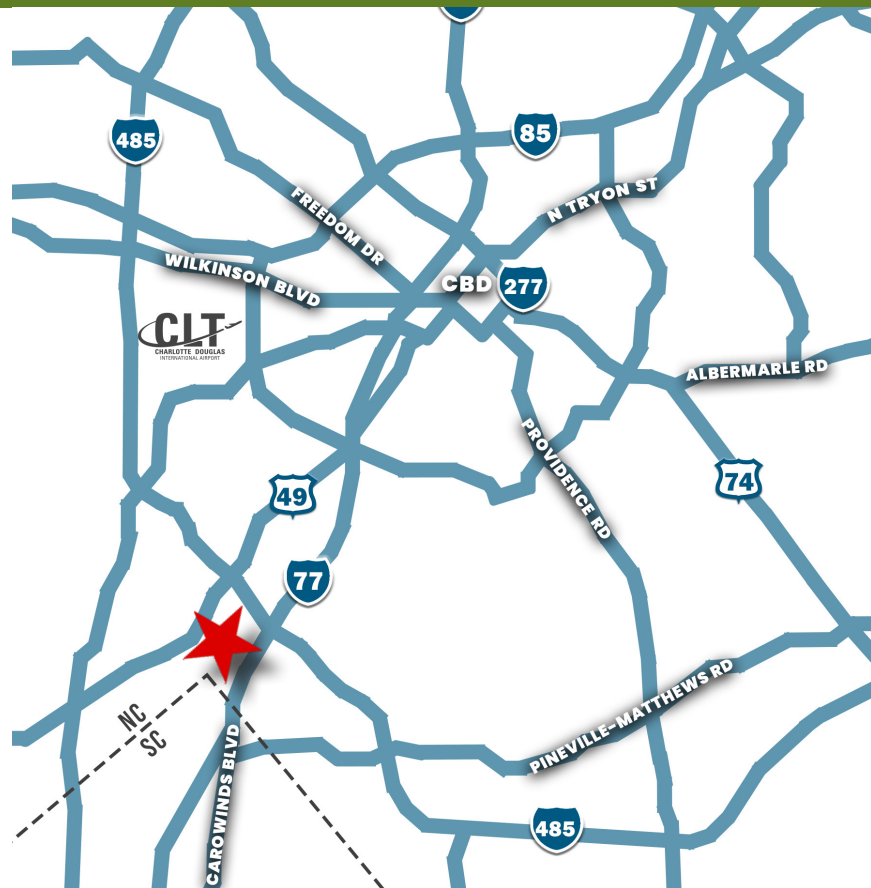
COMMERCE PARK | 13,523 SF WAREHOUSE | FOR LEASE

10901 S. COMMERECE BLVD, SUITE B | CHARLOTTE, NC 28273



FEATURES

- ±13,523 SF front-load rail served facility
- ±1,084 SF office space
- Fully conditioned warehouse
- I-2 zoning
- Wet sprinkler
- 20' clear height; 100' concrete truck court
- One (1) 8' x 10' dock high doors
- One (1) 10' x 10' drive-in door
- One (1) 10' x 10' rail door
- Brick on block construction
- Easy access to Westinghouse Blvd and numerous amenities
- Conveniently located in Commerce Park, a master-planned park in Southwest Charlotte:
 - ±1 mile to I-77
 - ±1.5 miles to I-485
 - ±10 miles to CLT Airport



FOR MORE INFORMATION, CONTACT:

ALEX HABECKER

704.926.1412 (o) | 407.473.0051 (m) | alex@beacondevelopment.com

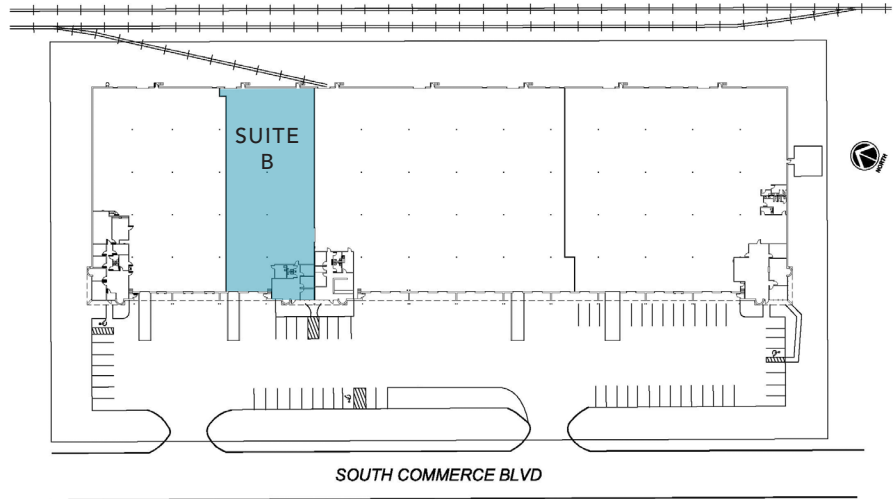
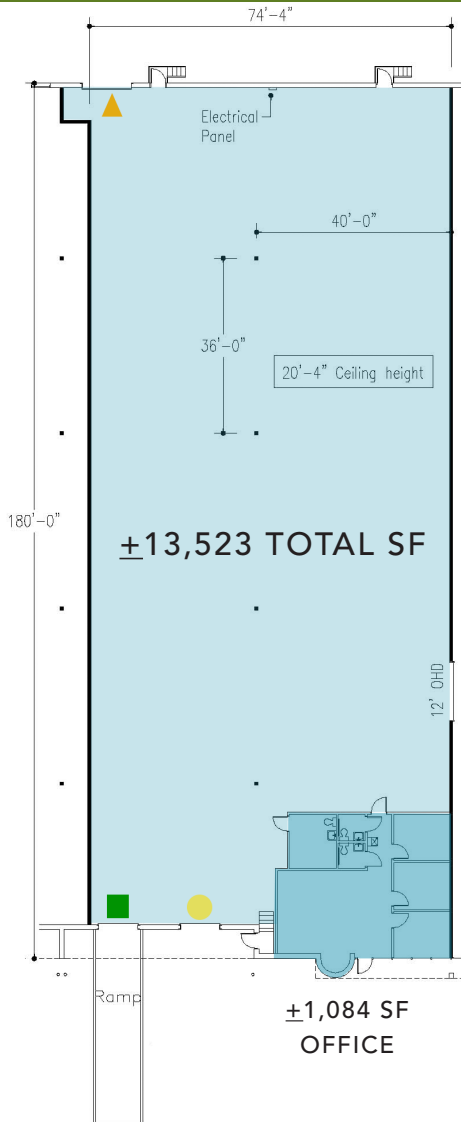
500 East Morehead Street | Suite 200 | Charlotte, NC 28202

www.beacondevelopment.com



COMMERCE PARK | 13,523 SF WAREHOUSE | FOR LEASE

10901 S. COMMERCE BLVD, SUITE B | CHARLOTTE, NC 2823



FOR MORE INFORMATION, CONTACT:

ALEX HABECKER

704.926.1412 (o) | 407.473.0051 (m) | alex@beacondevelopment.com

500 East Morehead Street | Suite 200 | Charlotte, NC 28202

www.beacondevelopment.com

