

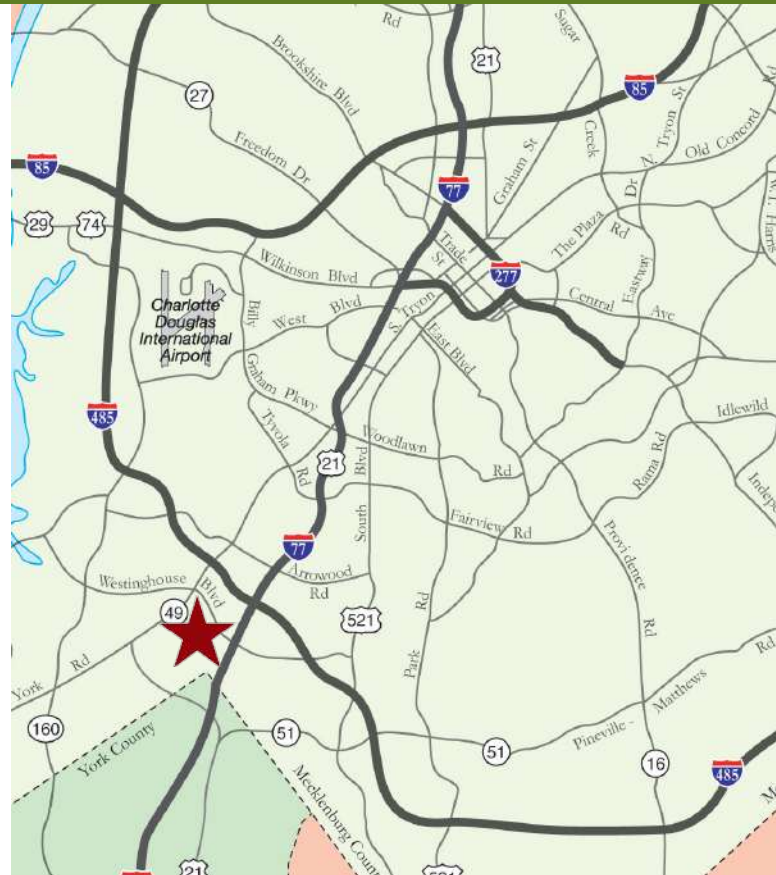
COMMERCE PARK | ±33,856 SF WAREHOUSE | FOR LEASE

10901 S. COMMERCE BOULEVARD, SUITE D | CHARLOTTE, NC 28273



FEATURES:

- Easy access to Westinghouse Boulevard
- ±33,856 SF front load facility / ±3,043 SF office
- End cap unit with extra parking
- Rail served via Norfolk Southern
- 6 Dock-High Doors (8' x 10')
- 2 Rail Doors (10' x 10')
- 1 Drive-In Door (12' x 13')
- 20' clear height
- I-2 zoning
- Wet sprinkler
- Brick on block construction
- Located in Commerce Park, a master-planned, institution quality park in Southwest Charlotte, convenient to I-77, I-485 and numerous amenities



FOR MORE INFORMATION, CONTACT:

TIM ROBERTSON

704.926.1405 (d) | 704.597.7757 (m)

tim.robertson@beacondevelopment.com

500 East Morehead Street | Suite 200 | Charlotte, NC 28202

JACK RIAZZI

704.926.1412 (d) | 336.608.2985 (m)

jack@beacondevelopment.com

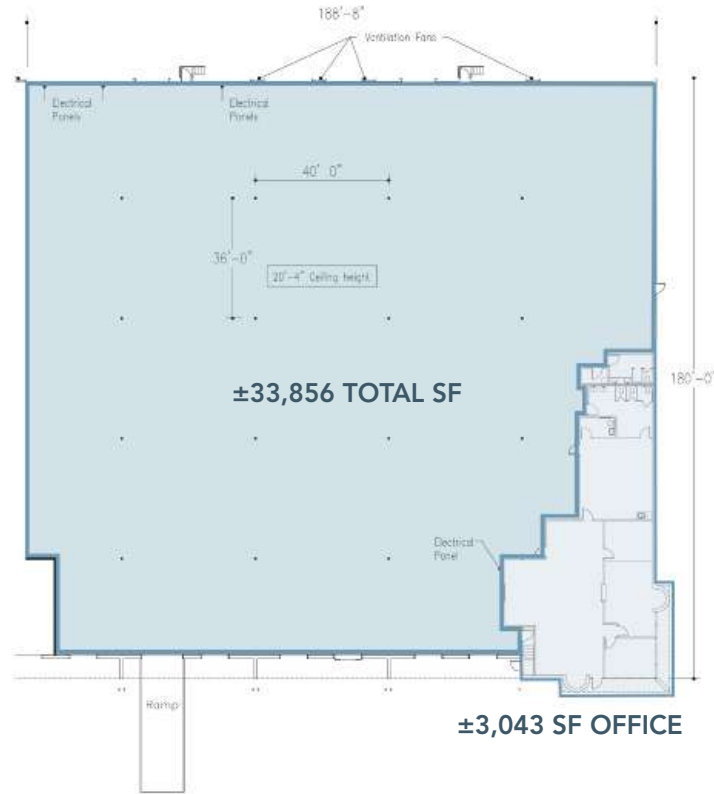
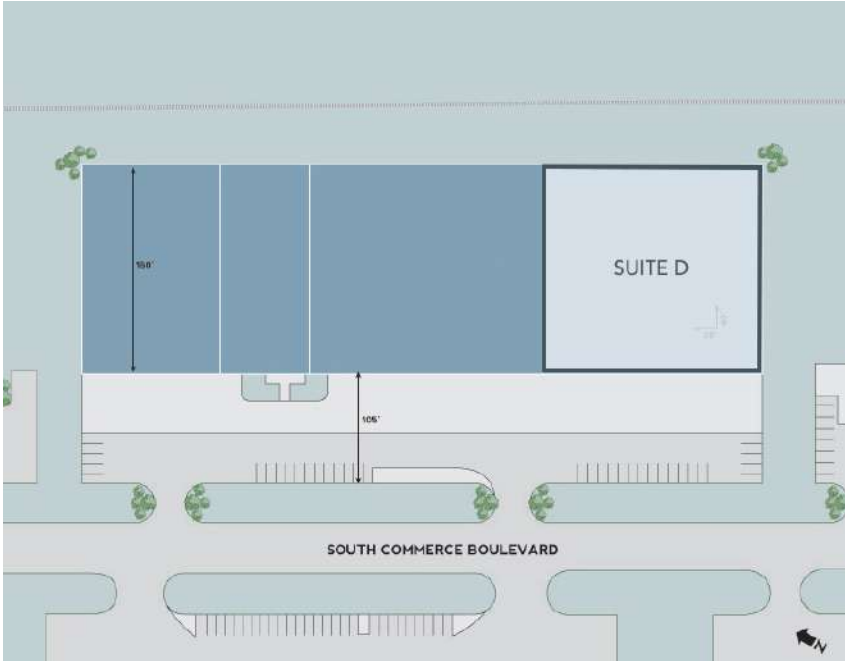
500 East Morehead Street | Suite 200 | Charlotte, NC 28202



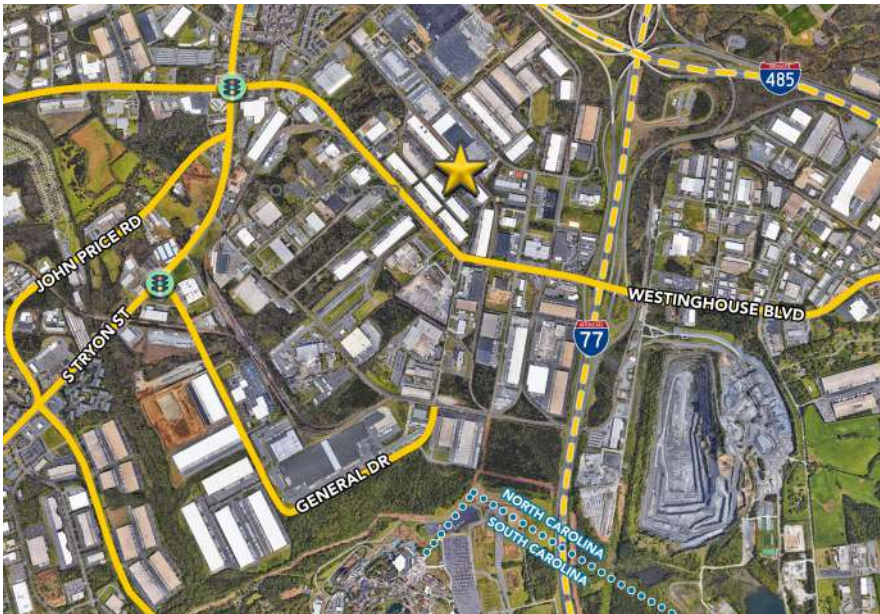
COMMERCE PARK | ±33,856 SF WAREHOUSE | FOR LEASE

10901 S. COMMERCE BOULEVARD, SUITE D | CHARLOTTE, NC 28273

FLOOR PLAN



AERIAL



FOR MORE INFORMATION, CONTACT:

TIM ROBERTSON

704.926.1405 (d) | 704.597.7757 (m)

tim.robertson@beacondevelopment.com

500 East Morehead Street | Suite 200 | Charlotte, NC 28202

JACK RIAZZI

704.926.1412 (d) | 336.608.2985 (m)

jack@beacondevelopment.com

500 East Morehead Street | Suite 200 | Charlotte, NC 28202

