

11000 S. COMMERCE BLVD | SUITE C

CHARLOTTE, NC 28273

COMMERCE PARK | SOUTHWEST SUBMARKET



±17,760 SF AVAILABLE FOR LEASE

- ±17,760 SF with ±1,969 SF of office
- Front load building
- (2) 8' x 10' dock-high doors
- (2) 10' x 10' dock-high doors
- 20'- 4" clear height
- ML-2 zoning
- Wet sprinkler
- Brick-on-block construction
- Master planned, institution quality park
- Ideal Central Charlotte location:
 - ±2 miles to I-77
 - ±2.5 miles to I-485
 - ±6.5 miles to Charlotte Douglas Int'l Airport

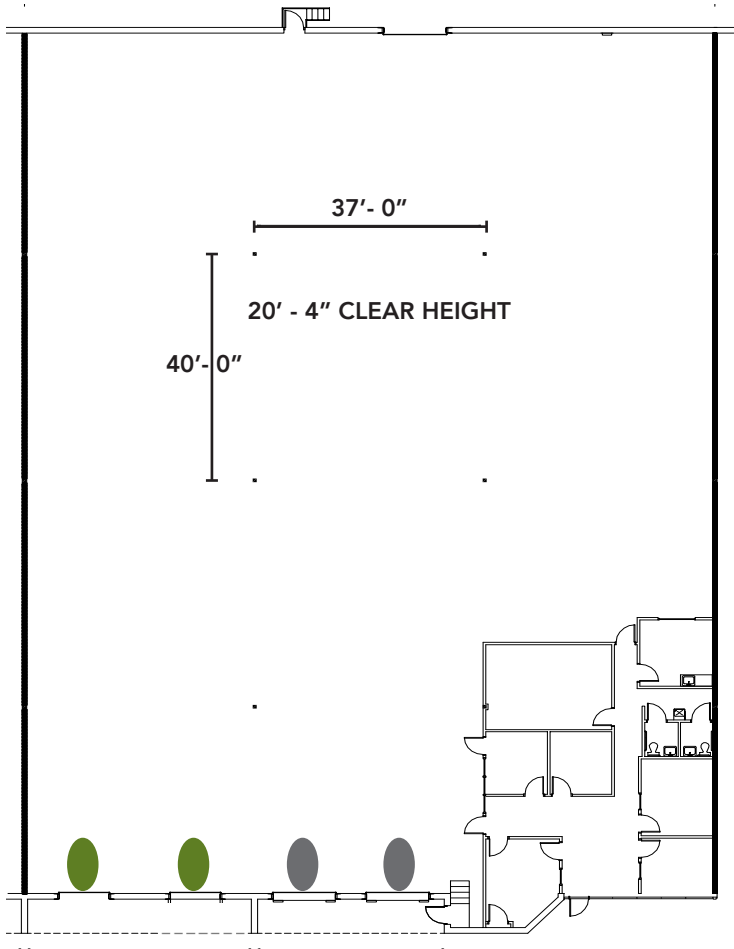




11000 S. COMMERCE BLVD | SUITE C

CHARLOTTE, NC 28273

COMMERCE PARK | SOUTHWEST SUBMARKET

AERIAL & FLOOR PLAN



-  = Dock-high door
-  = Dock-high door w/edge of dock leveler

