

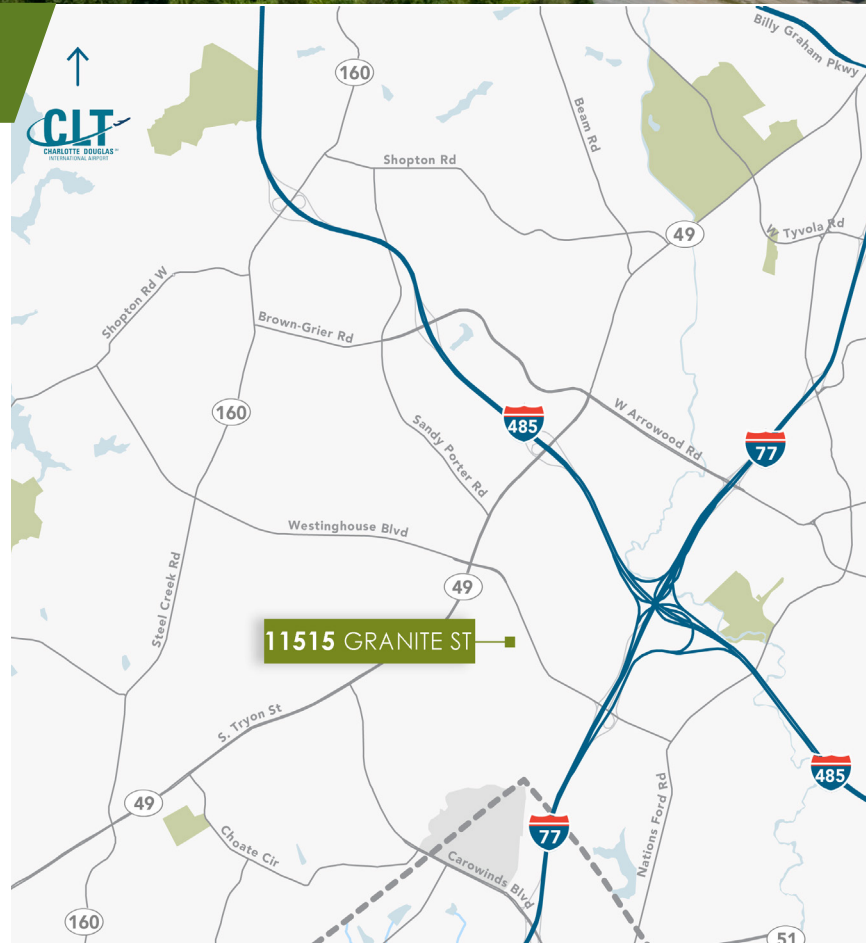
11515 GRANITE STREET | SUITE A-C

CHARLOTTE, NC 28273
SOUTHWEST CHARLOTTE



±41,600 - 121,600 SF AVAILABLE

- ±6,449 SF of office
- ±1.35 acres of secured outdoor storage
- Twenty-three (23) dock high doors 10' x 10' with levelers
- Two (2) dock-high doors 16' x 10' with levelers
- One (1) drive-in door 10' x 10'
- 12 rail served doors: 6 each (10' x 10') and 6 each (16' x 10')
- 26' clear height
- ESFR sprinkler system
- ML-2 zoning
- Rail served by Norfolk Southern
- Less than 1 mile from I-77 and I-485 at Westinghouse Boulevard
- Located within ±5 miles of I-85, Charlotte Douglas International Airport and Charlotte CBD



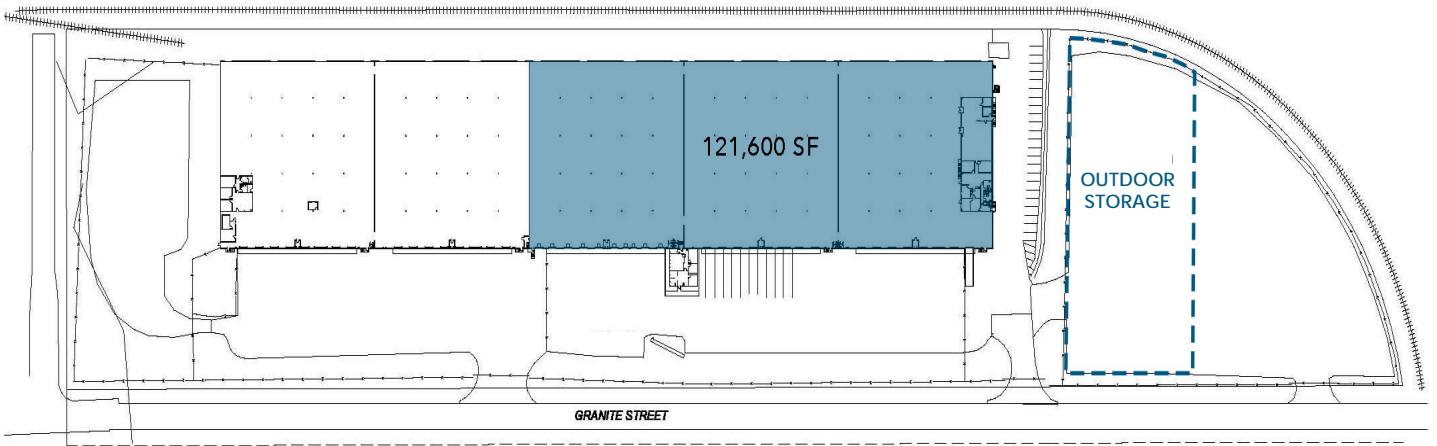
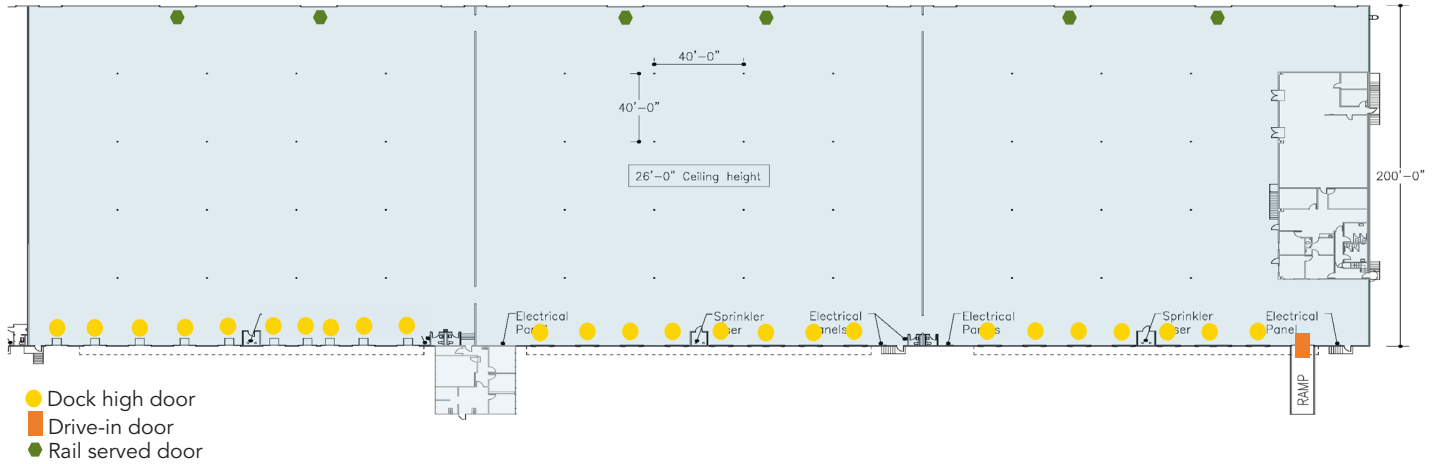
TIM ROBERTSON
704.926.1405 (d) 704.654.9880 (m)
tim.robertson@beacondevelopment.com

ALEX HABECKER
704.926.1412 (d) 407.473.0051 (m)
alex@beacondevelopment.com

11515 GRANITE STREET | SUITE A-C

CHARLOTTE, NC 28273
SOUTHWEST CHARLOTTE

FLOOR & SITE PLAN



TIM ROBERTSON
704.926.1405 (d) 704.654.9880 (m)
tim.robertson@beacondevelopment.com

ALEX HABECKER
704.926.1412 (d) 407.473.0051 (m)
alex@beacondevelopment.com