

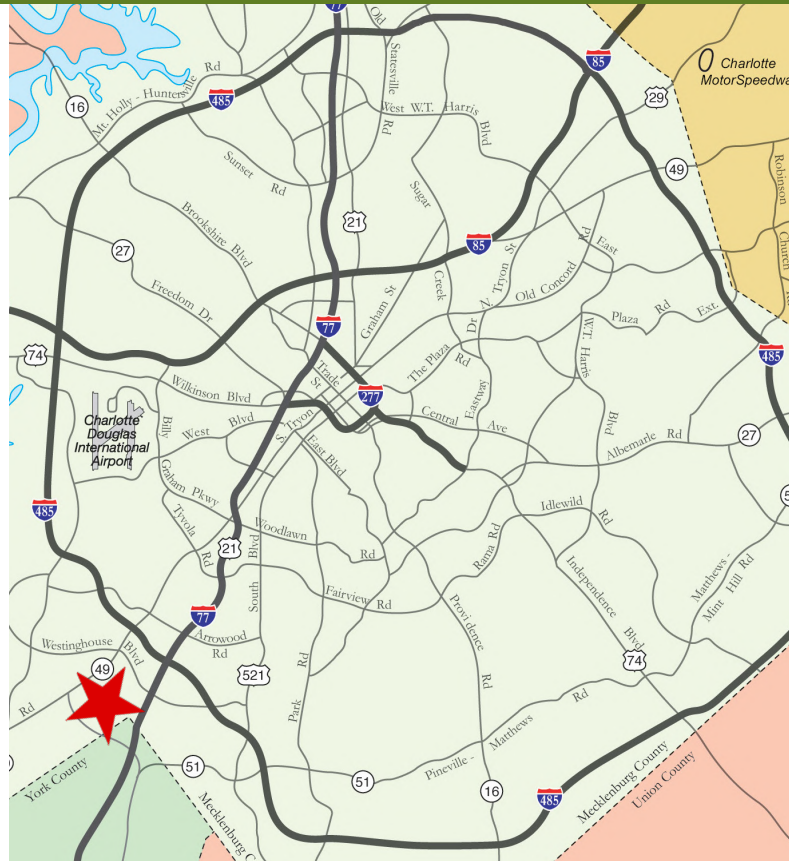
# COMMERCE PARK | 18,000 SF WAREHOUSE | FOR LEASE

11626 WILMAR BLVD, SUITE A | CHARLOTTE, NC 28273



## FEATURES:

- $\pm 18,000$  SF front-load, rail served facility
- $\pm 1,751$  SF office space
- I-2 zoning with fenced outdoor storage
- Wet sprinkler
- 20' clear height
- Three (3) 10' x 10' Dock High Doors
- One (1) 10' x 10' Drive In Door
- Brick on block construction
- Easy access to Westinghouse Blvd and numerous amenities
- Conveniently located in Commerce Park, a master-planned park in Southwest Charlotte:
  - $\pm 1$  mile to I-77
  - $\pm 1.5$  miles to I-485
  - $\pm 10$  miles to CLT Airport



FOR MORE INFORMATION, CONTACT:

**TIM ROBERTSON**

704.926.1405 (d) | 704.597.7757 (m)

[tim.robertson@beacondevelopment.com](mailto:tim.robertson@beacondevelopment.com)

500 East Morehead Street | Suite 200 | Charlotte, NC 28202

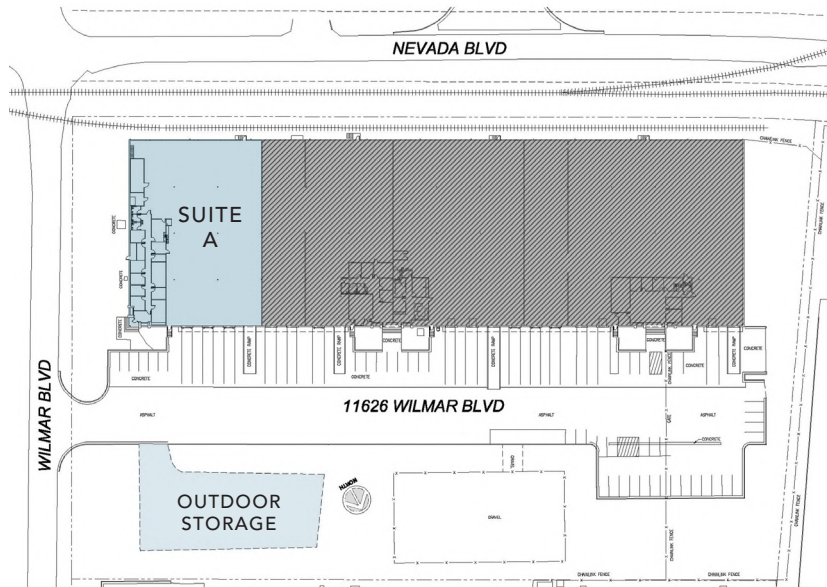
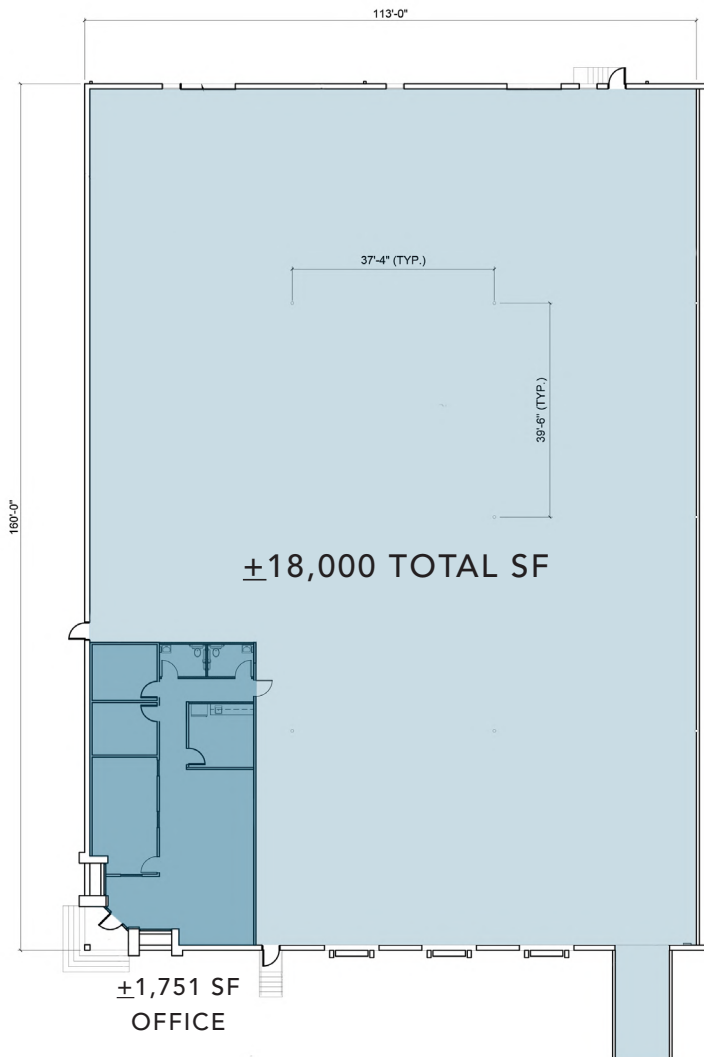


All information regarding the property was obtained from sources deemed reliable but no warranty or representation is made of the accuracy thereof, and the property is subject to prior sale, lease or withdrawal.



# COMMERCE PARK | 18,000 SF WAREHOUSE | FOR LEASE

11626 WILMAR BLVD, SUITE A | CHARLOTTE, NC 28273



FOR MORE INFORMATION, CONTACT:

**TIM ROBERTSON**

704.926.1405 (d) | 704.597.7757 (m)

[tim.robertson@beacondevelopment.com](mailto:tim.robertson@beacondevelopment.com)

500 East Morehead Street | Suite 200 | Charlotte, NC 28202



All information regarding the property was obtained from sources deemed reliable but no warranty or representation is made of the accuracy thereof, and the property is subject to prior sale, lease or withdrawal.