


# COMMERCE PARK

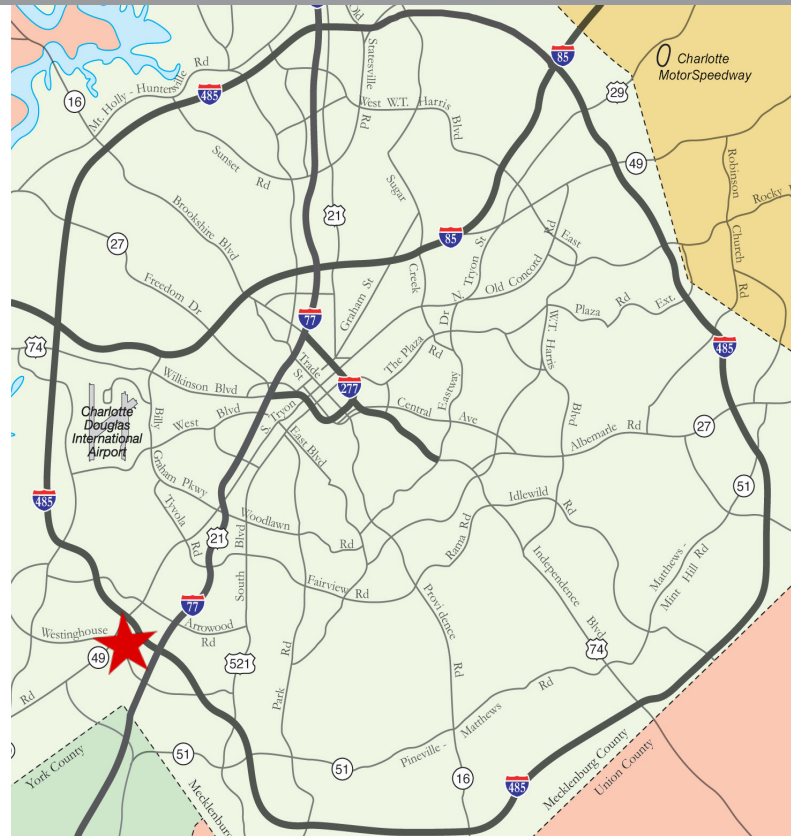
+/-30,000 SF WAREHOUSE | FOR LEASE

11626 WILMAR BLVD, SUITE D | CHARLOTTE, NC 28273



## FEATURES:

- ±30,000 SF front-load, rail served facility
- ±2,654 SF office space
- I-2 zoning with outside storage
- Wet sprinkler
- 20' ceiling height
- Five (5) 10' x 10' Dock High Doors, 2 with pit levelers;  
One (1) 10' x 10' Drive In Door
- Brick on block construction
- Easy access to Westinghouse Blvd and numerous amenities
- Conveniently located in Commerce Park, a master-planned park in Southwest Charlotte:
  - ±1 mile to I-77
  - ±1.5 miles to I-485
  - ±10 miles to CLT Airport



FOR MORE INFORMATION, CONTACT:

**TIM ROBERTSON**

704.926.1405 (d) | 704.597.7757 (m)

[tim.robertson@beacondevelopment.com](mailto:tim.robertson@beacondevelopment.com)

500 East Morehead Street | Suite 200 | Charlotte, NC 28202

**JACK RIAZZI**

704.926.1412 (d) | 336.608.2985 (m)

[jack@beacondevelopment.com](mailto:jack@beacondevelopment.com)

500 East Morehead Street | Suite 200 | Charlotte, NC 28202



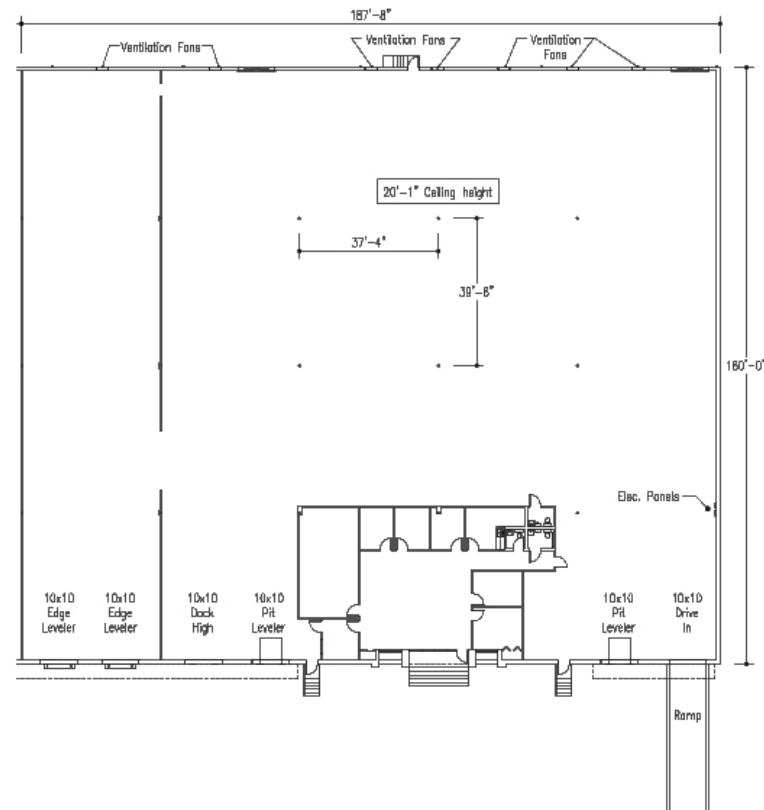
**BEACON  
PARTNERS**

# COMMERCE PARK

+/-30,000 SF WAREHOUSE | FOR LEASE

11626 WILMAR BLVD, SUITE D | CHARLOTTE, NC 28273

## SITE PLAN:



FOR MORE INFORMATION, CONTACT:

**TIM ROBERTSON**

704.926.1405 (d) | 704.597.7757 (m)

[tim.robertson@beacondevelopment.com](mailto:tim.robertson@beacondevelopment.com)

500 East Morehead Street | Suite 200 | Charlotte, NC 28202

**JACK RIAZZI**

704.926.1412 (d) | 336.608.2985 (m)

[jack@beacondevelopment.com](mailto:jack@beacondevelopment.com)

500 East Morehead Street | Suite 200 | Charlotte, NC 28202

