

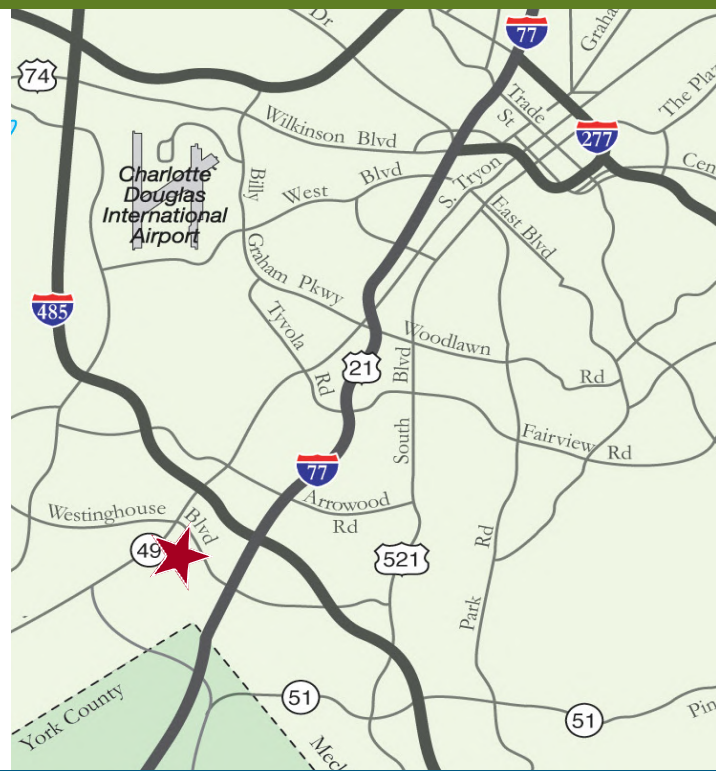
COMMERCE PARK | 11,520 SF WAREHOUSE | FOR LEASE

1200 WESTINGHOUSE BLVD, SUITE E | CHARLOTTE, NC 28273



FEATURES:

- ±11,520 SF front load facility
- ±2,860 SF office
- Frontage on Westinghouse Boulevard
- 20' ceiling height
- One (8' x 10') dock high door; One (8' x 10') drive-in door
- I-2 zoning
- Wet sprinkler
- Brick on block construction
- Located in Commerce Park, a master-planned, institution quality park in Southwest Charlotte, convenient to I-77, I-485 and numerous amenities



FOR MORE INFORMATION, CONTACT:

TIM ROBERTSON

704.926.1405 (o) | 704.654.9880 (c)

tim.robertson@beacondevelopment.com

500 East Morehead Street | Suite 200 | Charlotte, NC 28202

www.beacondevelopment.com

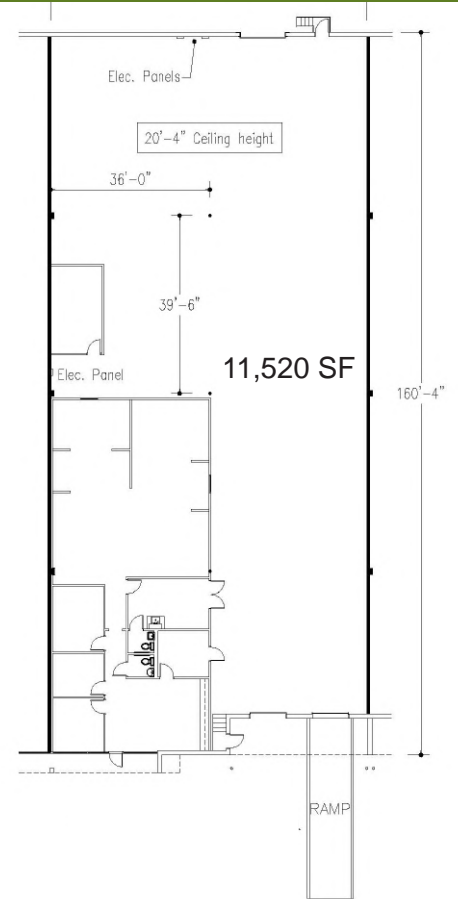
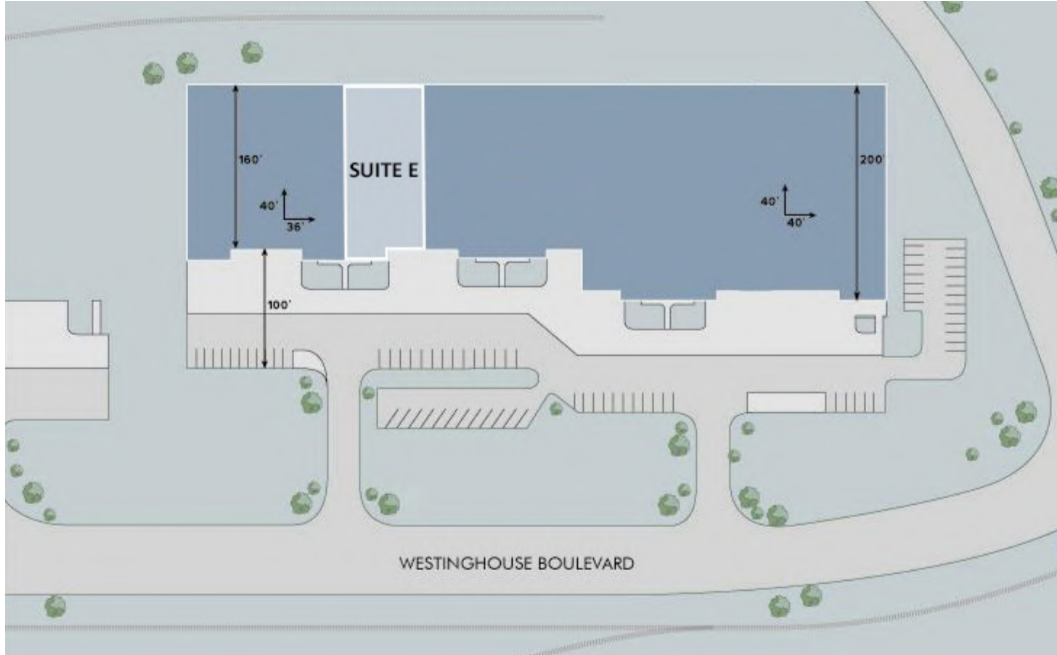


All information regarding the property was obtained from sources deemed reliable but no warranty or representation is made of the accuracy thereof and the property is subject to prior sale, lease or withdrawal.

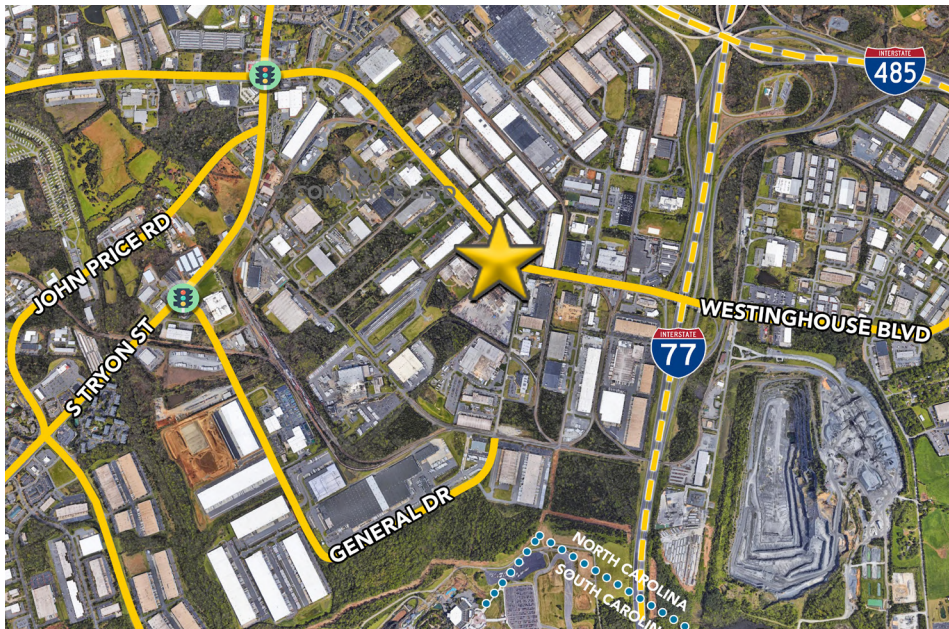
COMMERCE PARK | 11,520 SF WAREHOUSE | FOR LEASE

1200 WESTINGHOUSE BLVD, SUITE E | CHARLOTTE, NC 28273

SITE & FLOOR PLAN:



AERIAL:



FOR MORE INFORMATION, CONTACT:

TIM ROBERTSON

704.926.1405 (o) | 704.654.9880 (c)

tim.robertson@beacondevelopment.com

500 East Morehead Street | Suite 200 | Charlotte, NC 28202

www.beacondevelopment.com

