

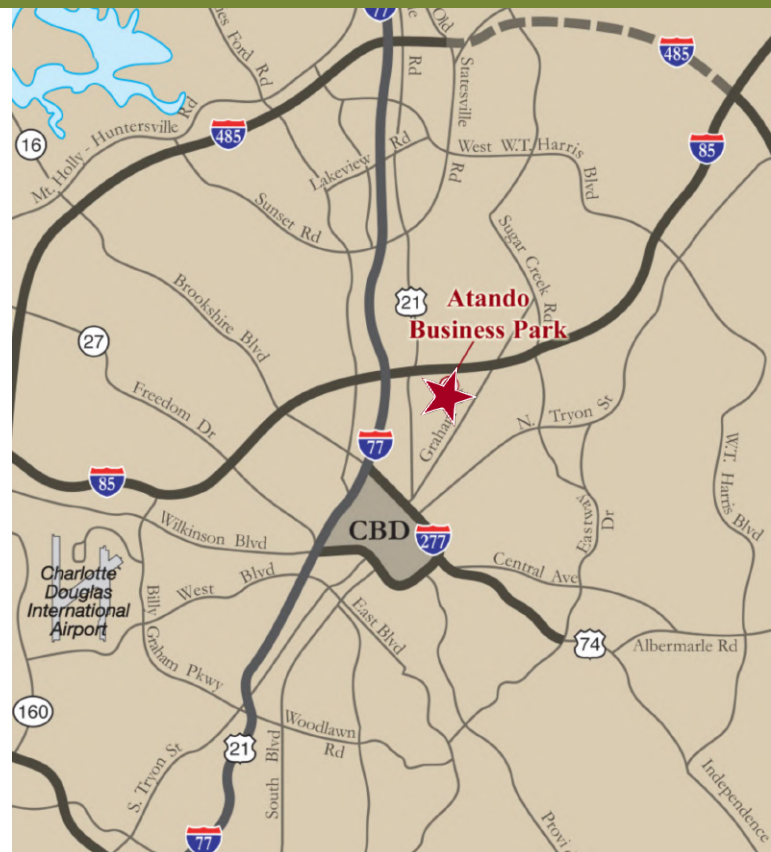
# ±10,160 SF WAREHOUSE FOR LEASE | CENTRAL CHARLOTTE

ATANDO BUSINESS PARK | 1317 UPPER ASBURY AVENUE | CHARLOTTE, NC 28206



## FEATURES:

- ±10,160 SF warehouse facility
- ±1,364 SF of office space
- Front load facility; truck court 130'
- Potential outside storage
- Wet sprinkler
- One (1) Dock High Door
- One (1) 12' x 14' Drive-In Door
- 19' clear height
- Professional park environment
- Direct access to the park from I-77 at Atando/LaSalle (Exit 12)
- Central Charlotte location with immediate access to I-85, I-77, the CBD and a UPS facility



## FOR MORE INFORMATION, CONTACT:

**PETE KIDWELL**

704.926.1404 (d) | 704.597.7757 (m)

[kidwell@beacondevelopment.com](mailto:kidwell@beacondevelopment.com)

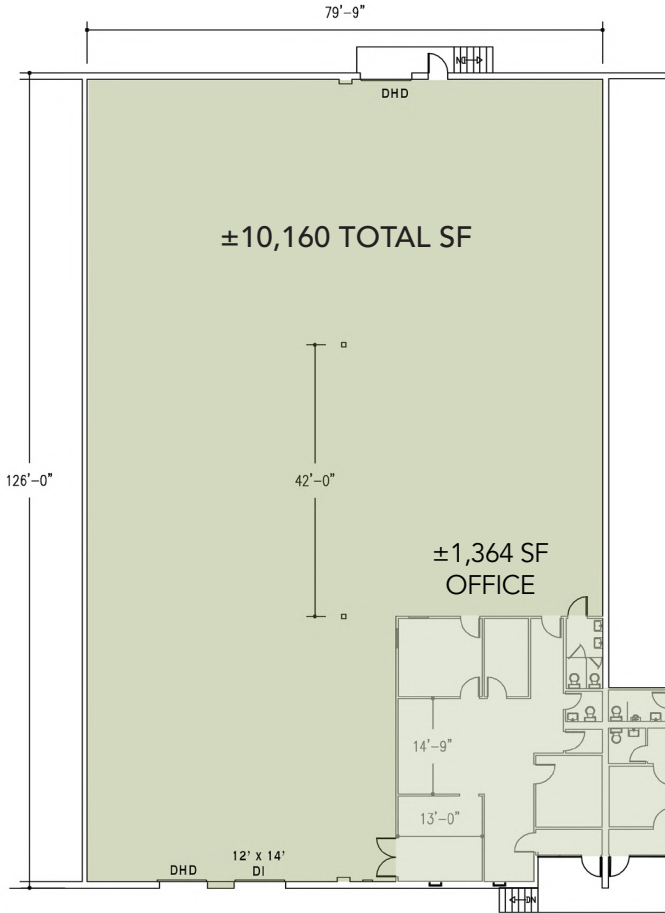
500 E. Morehead Street, Suite 200 | Charlotte, NC 28202 | [www.beacondevelopment.com](http://www.beacondevelopment.com)



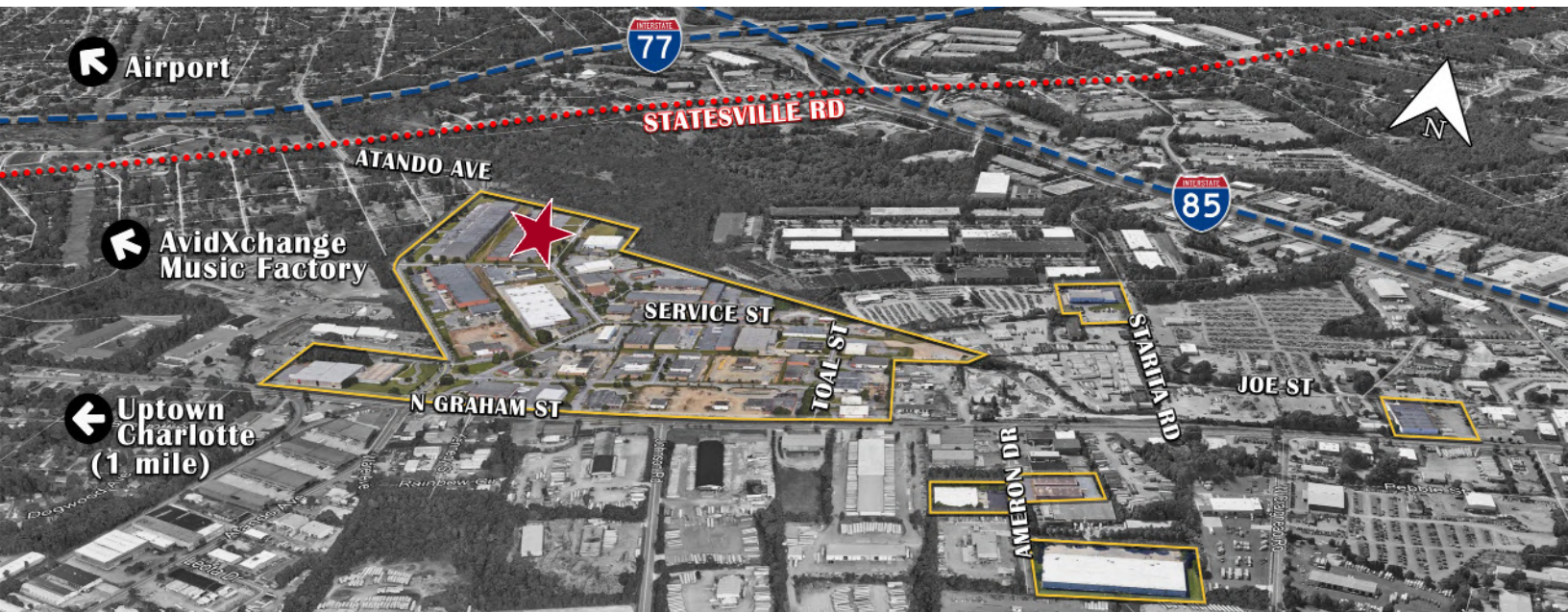
# ±10,160 SF WAREHOUSE FOR LEASE | CENTRAL CHARLOTTE

ATANDO BUSINESS PARK | 1317 UPPER ASBURY AVENUE | CHARLOTTE, NC 28206

FLOOR PLAN:



AERIAL:



FOR MORE INFORMATION, CONTACT:

**PETE KIDWELL**

704.926.1404 (d) | 704.597.7757 (m)

[kidwell@beacondevelopment.com](mailto:kidwell@beacondevelopment.com)

500 E. Morehead Street, Suite 200 | Charlotte, NC 28202 | [www.beacondevelopment.com](http://www.beacondevelopment.com)

