

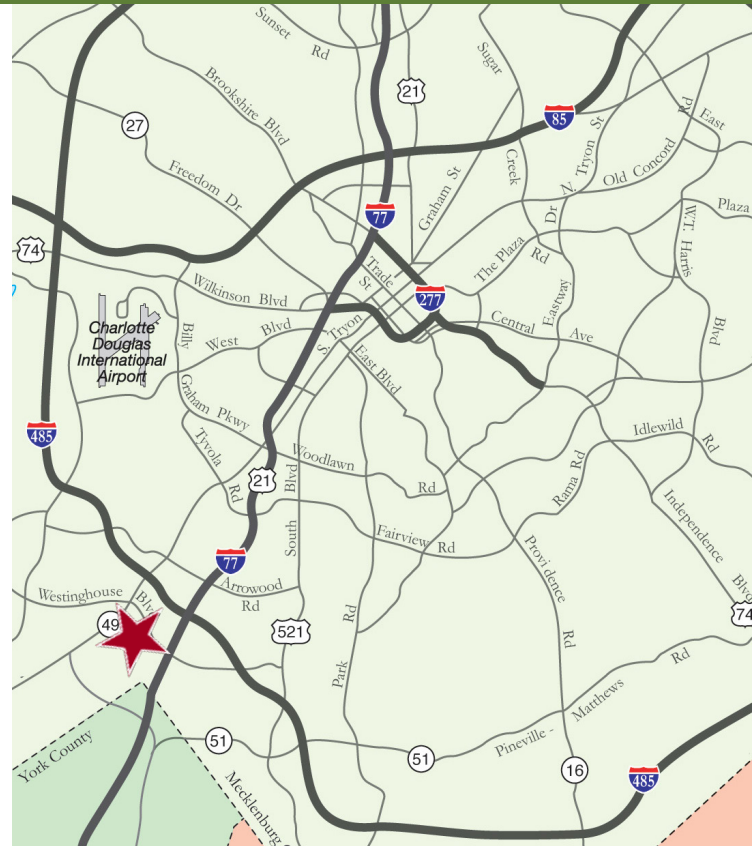
COMMERCE PARK | ±34,990 SF WAREHOUSE | FOR LEASE

1407 WESTINGHOUSE BLVD, SUITE A | CHARLOTTE, NC 28273



FEATURES:

- ±34,990 SF front load facility
- ±2,366 SF of office space
- Visibility along Westinghouse Boulevard
- I-2 zoning
- Wet sprinkler
- 20' clear height
- Two (2) 8' x 8' Dock High Doors
- Five (5) 8' x 10' Dock High Doors with Pit Levelers
- One (1) 14' x 14' and One (1) 12' x 14 Drive-In Doors
- Three (3) 10' x 10' Rail Doors
- Convenient to I-77, I-485 and numerous amenities
- Located in Commerce Park, a master-planned, institution quality park in Southwest Charlotte



FOR MORE INFORMATION, CONTACT:

TIM ROBERTSON

704.926.1405 (o) | 704.654.9880 (m)

tim.robertson@beacondevelopment.com

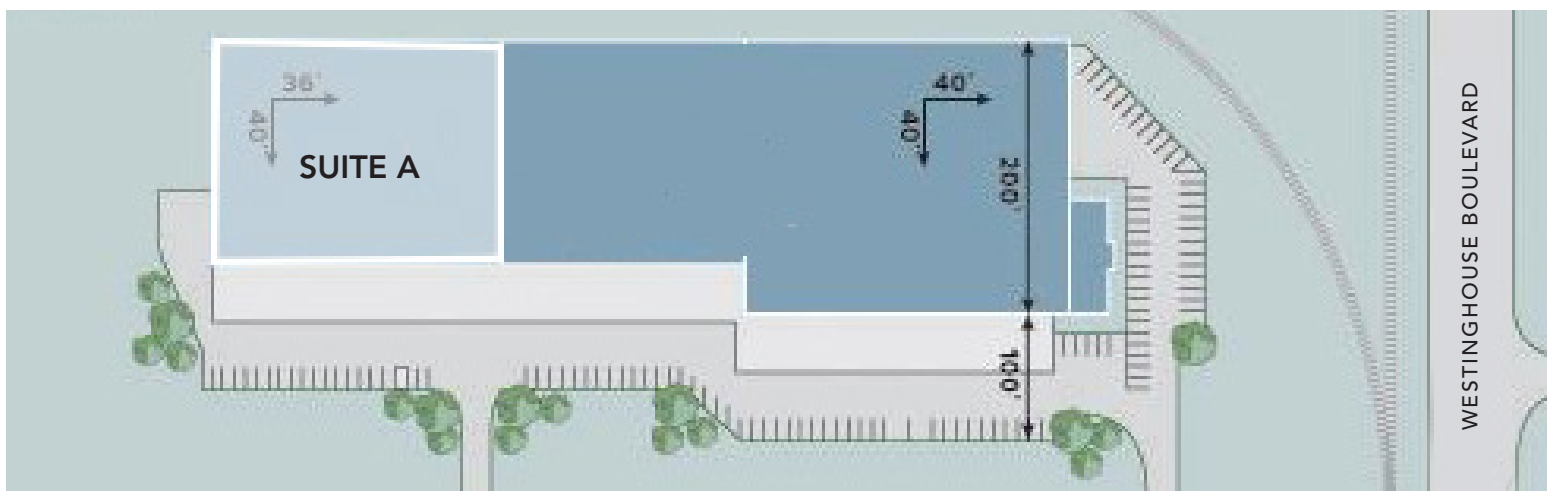
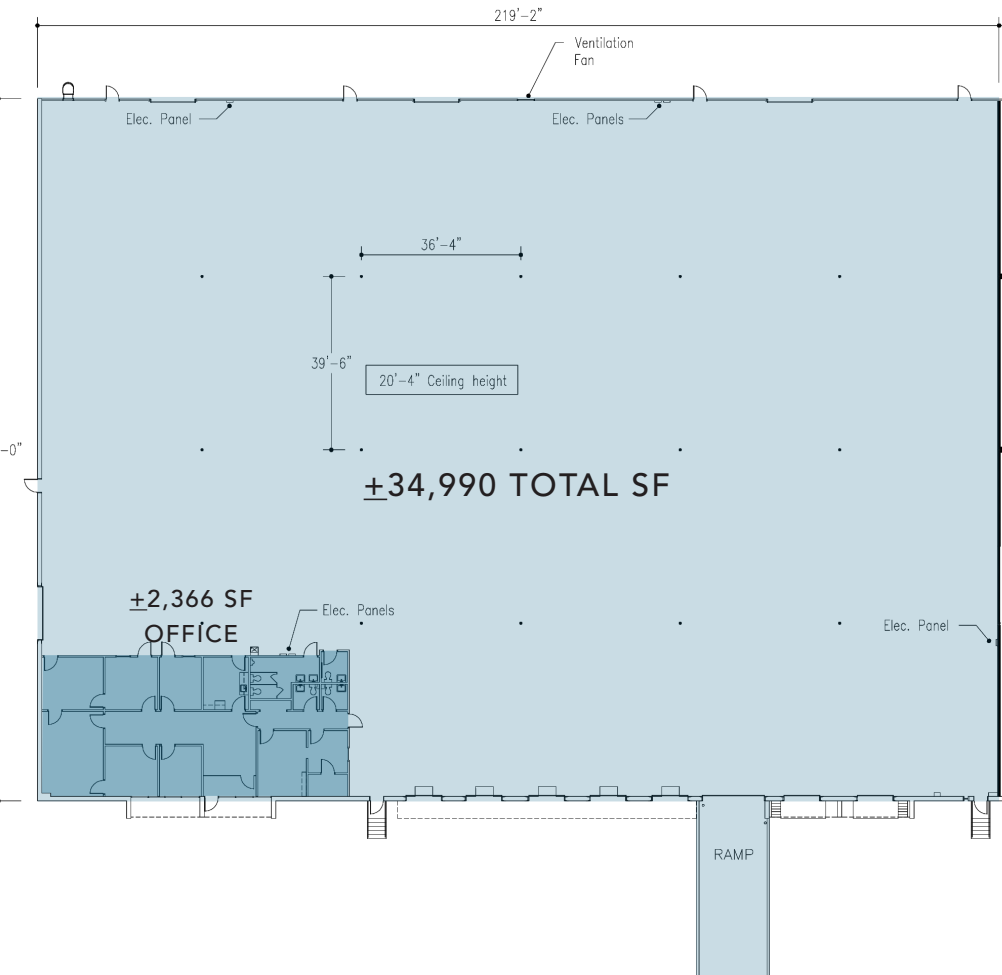
500 East Morehead Street | Suite 200 | Charlotte, NC 28202



All information regarding the property was obtained from sources deemed reliable but no warranty or representation is made of the accuracy thereof, and the property is subject to prior sale, lease or withdrawal.

COMMERCE PARK | 34,990 SF WAREHOUSE | FOR LEASE

1407 WESTINGHOUSE BLVD, SUITE A | CHARLOTTE, NC 28273



FOR MORE INFORMATION, CONTACT:

TIM ROBERTSON

704.926.1405 (o) | 704.654.9880 (m)

tim.robertson@beacondevelopment.com

500 East Morehead Street | Suite 200 | Charlotte, NC 28202



All information regarding the property was obtained from sources deemed reliable but no warranty or representation is made of the accuracy thereof, and the property is subject to prior sale, lease or withdrawal.